





Gator 650 | Cutter Suction Dredger

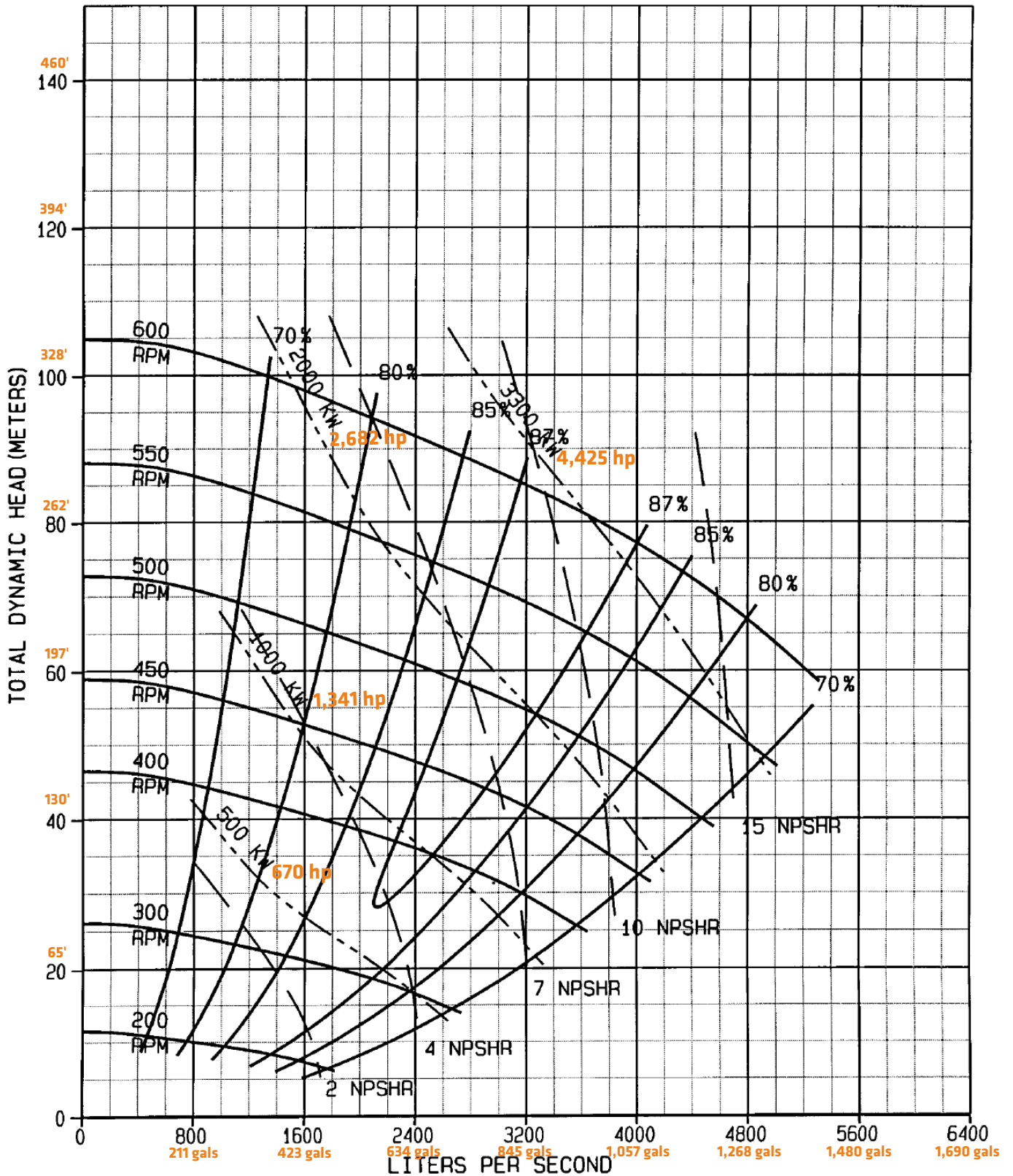


Neptune has developed its own cutter dredge, the Gator. This type of cutter suction dredge is available in a standard design, which can be modified to the demands of your dredging project. The Gator Dredge enables you to perform safe and secure dredging operations and can also be optionally outfitted with spud carriers or anchor booms.



VESSEL TYPE	Cutter Suction Dredge
DIMENSIONS	Approx.
LENGTH OA INCL. LADDER	203 ft 62 m (incl spud carrier)
LENGTH PONTOONS	150 ft 46 m
BREADTH	34 ft 10,5 m
DEPTH MAIN PONTOON	8.2 ft 2,9 m
DEPTH DRAUGHT	5.9 ft 1,8 m
DREDGING PARAMETERS	
DREDGING DEPTH (45°)	60 ft 18 m
SUCTION PIPE DIA.	26 in 650 mm
DISCHARGE PIPE DIA.	24 in 600 mm
TANK CAPACITIES	
FUEL OIL	+/- 24,000 gals 2 x 45 m ³
HYDRAULIC OIL	+/- 1050 gals 4 m ³
BALLAST	+/- 6340 +10,566 2 x 12 m ³ + 2 x 20 m ³
POWER INSTALLED	
DREDGE PUMP DIESEL ENGINE	2,445 hp 1825 kW
AUXILIARY DIESEL ENGINE	1,200 hp 895 kW
GENERATOR ENGINE	47 hp 35 kW
TOTAL INSTALLED POWER	3,692 hp 2755 kW

EQUIPMENT	
DREDGING EQUIPMENT	
CUTTER	Multi-Purpose, 6-Blade
POWER	805 hp 600 kW
SPEED	0-30 rpm
DREDGE PUMP	GIW or similar
PUMP ENGINE	Caterpillar 3516
LADDER HOISTING WINCH	240 kN
SPUD SYSTEM	
SPUD LEGS	2
SPUD	2x 914 (75.5 ft 23 m length)
SPUD LEG LIFTING	Cylinders (8.2 ft 2,5 m stroke)
SWING ARRANGEMENT	
SWING WINCHES	2x 240 kN
HAULING SPEED	0-49 ft/min 0-15 m/min
SWING ANCHORS	44,121 lbs Pull 2000 kg Pool
OPTIONS	
ANCHOR BOOMS	Incl anchor lifting winches
SPUD CARRIER	
DENSITY AND VELOCITY METER	
DAY ACCOMMODATION	4 persons
SANITARY SPACE	1 toilet + shower
DECK CRANE	27.5 st /3.2 ft 25 t/m



Gator 650 | Cutter Suction Dredge

For more information, please contact us on:

T +1 (346) 708 8070 E info@neptuneamericas.com W www.neptuneamericas.com

Version: V.01

