


# Pontoon 6022 | Pontoon

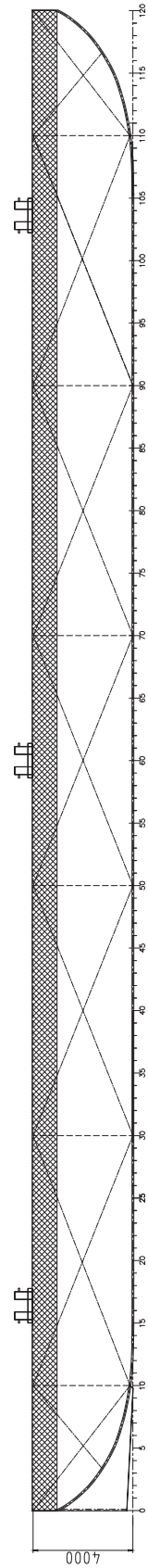
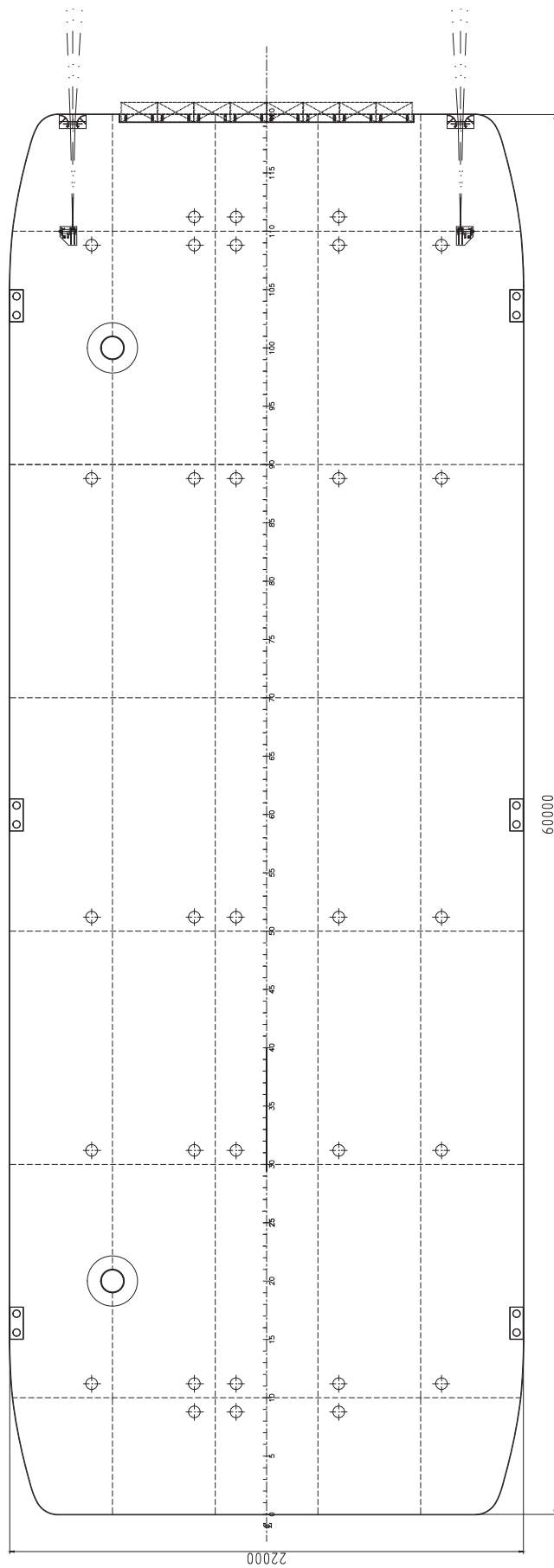


Neptune has got various vessels and pontoons available for sale or charter. To fulfil your operational demands, Neptune offers a wide range of deck equipment, including accommodation units, mooring equipment and cranes.



|                        |                                                                                                                                                         |
|------------------------|---------------------------------------------------------------------------------------------------------------------------------------------------------|
| CLASSIFICATION         | Bureau Veritas I  HULL<br>Unrestricted Navigation<br>Unmanned Towing |
|                        |                                                                                                                                                         |
| DIMENSIONS             |                                                                                                                                                         |
| LENGTH O.A.            | 197 ft   60,00 m                                                                                                                                        |
| BREADTH MLD.           | 72 ft   22,00 m                                                                                                                                         |
| DEPTH AT SIDE          | 13 ft   4,00 m                                                                                                                                          |
| MIN. DRAUGHT           | 2 ft   0,62 m                                                                                                                                           |
| MAX. DRAUGHT           | 10.5 ft   3,20 m                                                                                                                                        |
| GROSS TONNAGE          | 1381                                                                                                                                                    |
| NET TONNAGE            | 414                                                                                                                                                     |
| CONSTRUCTION           |                                                                                                                                                         |
| DECK PLATE THICKNESS   | 0.47 in   12 mm                                                                                                                                         |
| SHEERSTRAKE THICKNESS  | 0.98 in   25 mm                                                                                                                                         |
| NUMBER OF COMPARTMENTS | 35 void spaces                                                                                                                                          |

|                            |                                                            |
|----------------------------|------------------------------------------------------------|
| <b>CAPACITY</b>            |                                                            |
| CARGO CAPACITY             | 3250 tons                                                  |
| DECK LOAD                  | 15 tons/10.76 sq ft (m²)                                   |
| <b>STANDARD OUTFITTING</b> |                                                            |
| BOLLARDS                   | 6 x double bollards                                        |
| BOARDING LADDERS           | Recessed ladders 2 x PS & 2 x SB                           |
| SPUD POLE FOUNDATIONS      | 2 x at PS side                                             |
| MANHOLES                   | Flush type manholes                                        |
| TOWING BRACKETS            | 2 x SMIT brackets at the bow                               |
| RAMP                       | Ramp recess at the bow                                     |
| <b>OPTIONS</b>             |                                                            |
| TOWING ARRANGEMENT         | Towing bridle with chains and emergency towing arrangement |
| SPUD POLES                 | Spuds with a diameter of 36 in (914mm)                     |
| SPUD HANDLING ARRANGEMENT  | Hydraulic cylinders or winches                             |
| STABILIZING SYSTEM         | 4 x spuds with wire/winch system and power packs           |
| DECK EQUIPMENT             | Accommodation units, mooring units and cranes              |



## Pontoon 6022 | Pontoon

For more information, please contact us on:

T +1 (346) 708 8070 E [info@neptuneamericas.com](mailto:info@neptuneamericas.com) W [www.neptuneamericas.com](http://www.neptuneamericas.com)