



## Supporter 1708 | Workboat



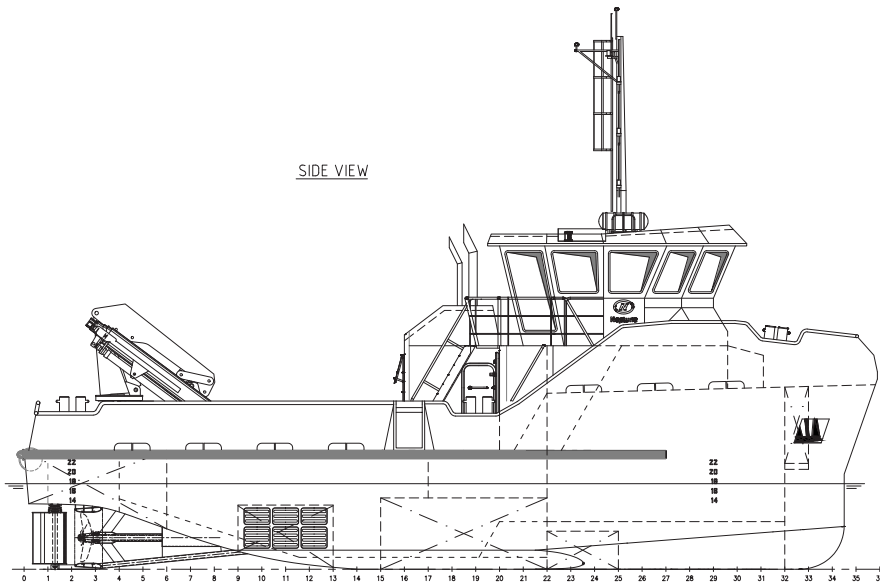
The Supporter is based on years of operational experience within the maritime industry. The maximum free deck space combined with the multi-purpose design, makes the vessel an all-round support vessel for maritime operations.



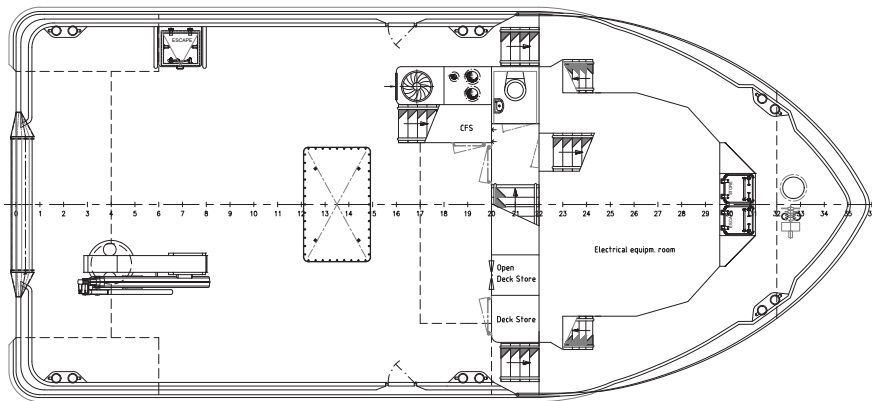
<b>CLASSIFICATION</b>	Bureau Veritas I ✶ HULL • MACH • AUT-UMS, Special Service/Multi-purpose vessel, Coastal navigation GMDSS Area A1
<b>DIMENSIONS</b>	
LENGTH O.A.	59 ft   18,10 meters
BREADTH MLD.	26 ft   8,00 meters
DEPTH AT SIDE	8.2 ft   2,50 meters
<b>PERFORMANCES</b>	
SPEED	9 knots
BOLLARD PULL	10,0 tons
<b>PROPULSION</b>	
MAIN ENGINES	2x Volvo D13
TOTAL POWER	888 hp   662 kW at 1800 rpm
PROPELLERS	39 in   1000 mm diameter in nozzle
<b>AUXILIARIES</b>	
GENERATOR SETS	2x Volvo D5A T
GENERATOR POWER	2 x 83 hp   2 x 62 kW at 1500 rpm
HYDRAULIC POWER PACK	Electrical driven

<b>TANKS</b>	
FUEL OIL	4225 gals   16,00 m <sup>3</sup>
PORTABLE FRESH WATER	2640 gals   10,00 m <sup>3</sup>
<b>DECK LAY-OUT</b>	
FREE DECK SPACE	1942 cu ft   +/- 55 m <sup>2</sup>
DECK CRANE	1 x Hydraulic knuckle boom type
	1,13 ton @ 49 ft   15,00 meter
<b>ACCOMMODATION</b>	
FACILITIES	Air-conditioned accommodation for 3 crew members.

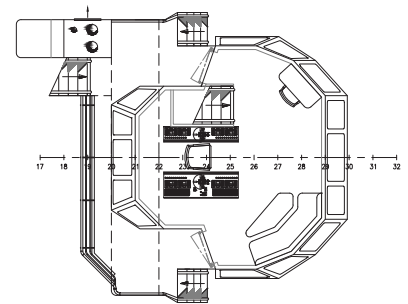
SIDE VIEW



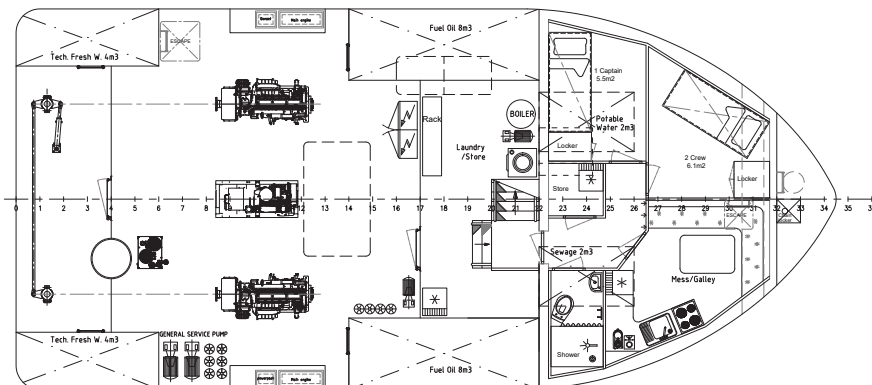
MAINDECK



BRIDGEDECK



BELOW MAINDECK



## Supporter 1708 | Workboat

For more information, please contact us on:

T +1 (346) 708 8070 E [info@neptuneamericas.com](mailto:info@neptuneamericas.com) W [www.neptuneamericas.com](http://www.neptuneamericas.com)

