



Supporter 4012 | Aquaculture Support

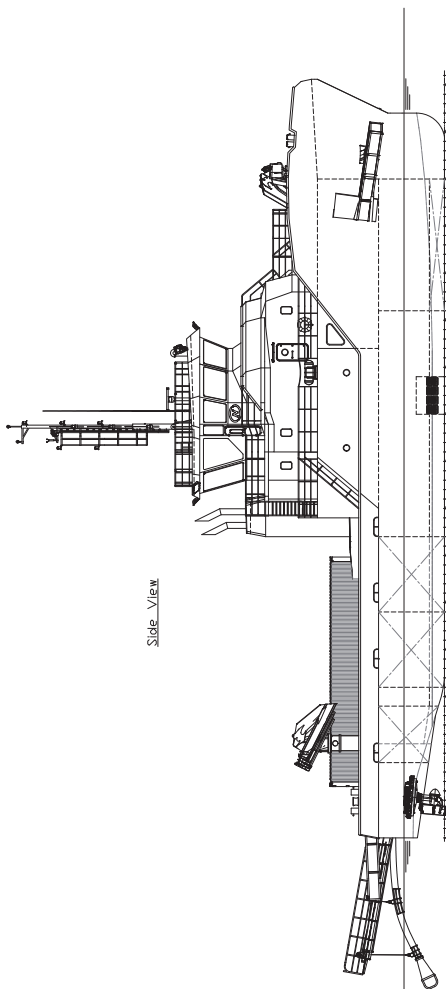


The Supporter is based on years of operational experience within the maritime industry. The maximum free deck space combined with the versatile design, makes the vessel an all-round support vessel for aquaculture operations.

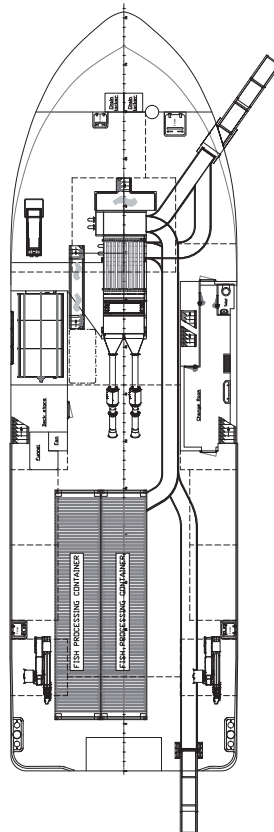


CLASSIFICATION	Bureau Veritas I ✕ HULL • MACH • AUT-UMS, Unrestricted Nav., Multi-Purpose / Special Service, GMDSS Area A2
DIMENSIONS	
LENGTH O.A.	132 ft 40,30 meter
BREADTH MLD.	39 ft 12,00 meters
DEPTH AT SIDE	11.5 ft 3,50 meters
DRAFT	7.4 ft 2,25 meters
PERFORMANCES	
SPEED	10.0 knots
BOLLARD PULL	12 tons
PROPULSION	
MAIN ENGINES	Azimuth L Drive 536 hp 400 kW
MOTOR	Integrated PM e-motor
PROPELLERS	44.5 in 1130 mm diameter in nozzle
AUXILIARIES	
GENERATOR SETS	3x Scania D16 075M
GENERATOR POWER	3x 744 hp 3x 555 ekW, 60 Hz
BOW THRUSTER	Steering grit type 256 hp 191 kW at 1800 rpm
HYDRAULIC POWERPACK	Electrical driven

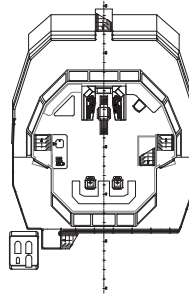
TANKS	
FUEL OIL	2,270 gals 86 m ³ (free from shell)
FRESH WATER	58,115 gals 220 m ³ (includ. trimwater)
DECK LAY-OUT	
FREE DECK SPACE	6,000 cu ft 170 m ³
DECK CRANE	3 x Hydraulic knuckle boom type HS Marine AK 48/18.5 E5 9 ton @ 11 ft 3,4 m 1.1 ton @ 61 ft 18,5 m
CAPSTANS	2 x 5 ton, hydraulic driven
FENDERING	Fendering on the sides
FISH RELATED EQUIPMENT	
DE-LICE EQUIPMENT	Integrated 2-line Hydrolicer system
A-FRAME	removable type at the stern
HIGH PRESSURE WASHING SYSTEM	hot/cold water, 2 hoses on deck
ACCOMMODATION	
FACILITIES	Air-conditioned accommodation for 6 crew members.
OPTIONAL ITEMS	
MANOEUVRING	DP 1 system
GMDSS	A3
TOWING WINCH	30 tons
PROPULSION	IMO Tier III compliant



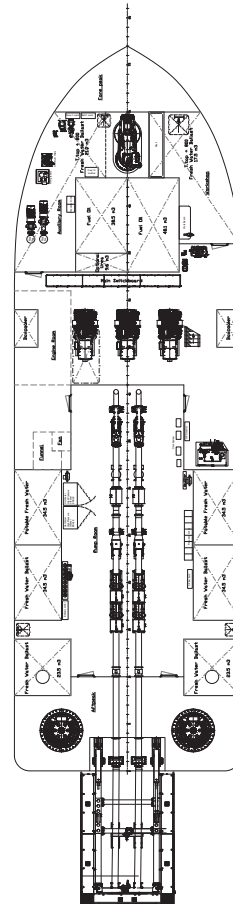
Main Deck



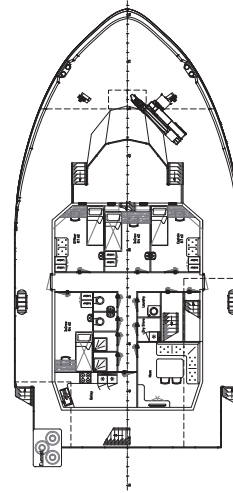
Bridge Deck



Below Main Deck



Intersection



Accommodation / Forecastle Deck

Supporter 4012 | Aquaculture Support

For more information, please contact us on:

T +1 (346) 708 8070 E info@neptuneamericas.com W www.neptuneamericas.com